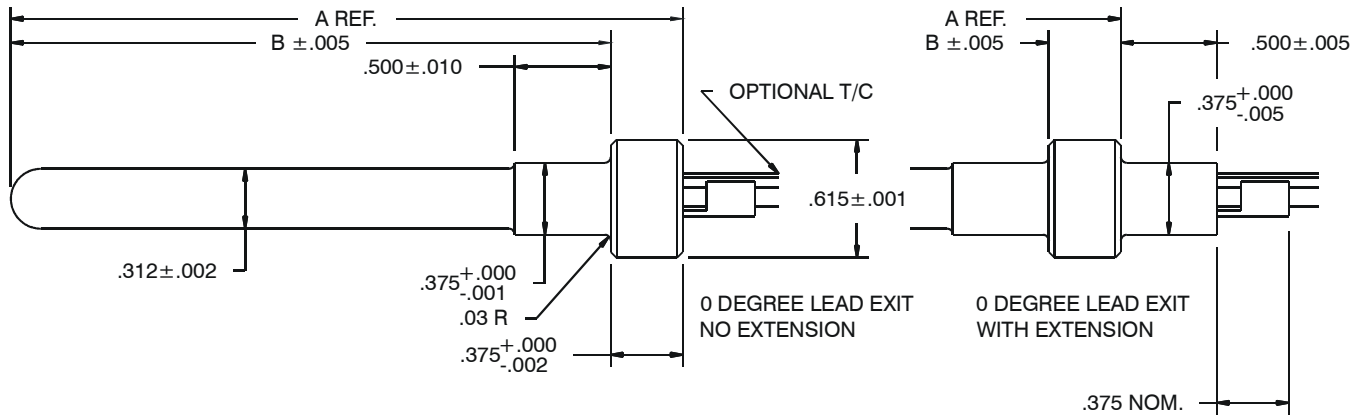
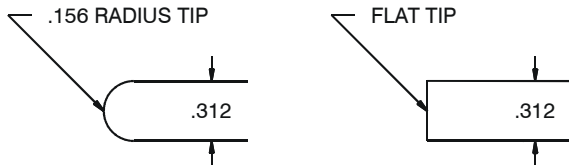


"SOLUTION" 312 Runner Torpedoes And Options



Tip Options	Availability	Option Code
Radius Tip	Stock	R
Flat Blank Tip	Manufacture	F



How To Order - Select the desired torpedo from the stock list below. Standard items conform to the drawing above. To order, replace standard option codes in the product number with the option codes of your choice. Order the optional thermocouple as a separate line item on your order. Standard components are designed for 240 volt operation. Special voltage or wattage ratings can be supplied if required.

RR - 312 - 3.00 - B 00

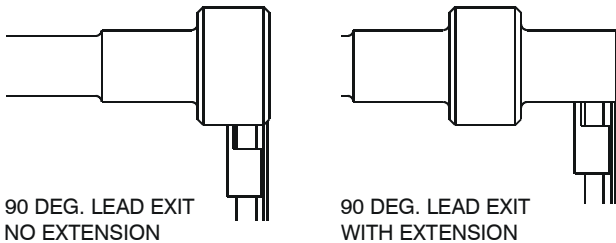
Tip Option Code RR Head Option Code B 00

Head Diameter Options	Availability	Option Code
.615 Dia. +/--.001 Extension	Stock	A
.615 Dia. +/--.001 No Extension	Stock	B

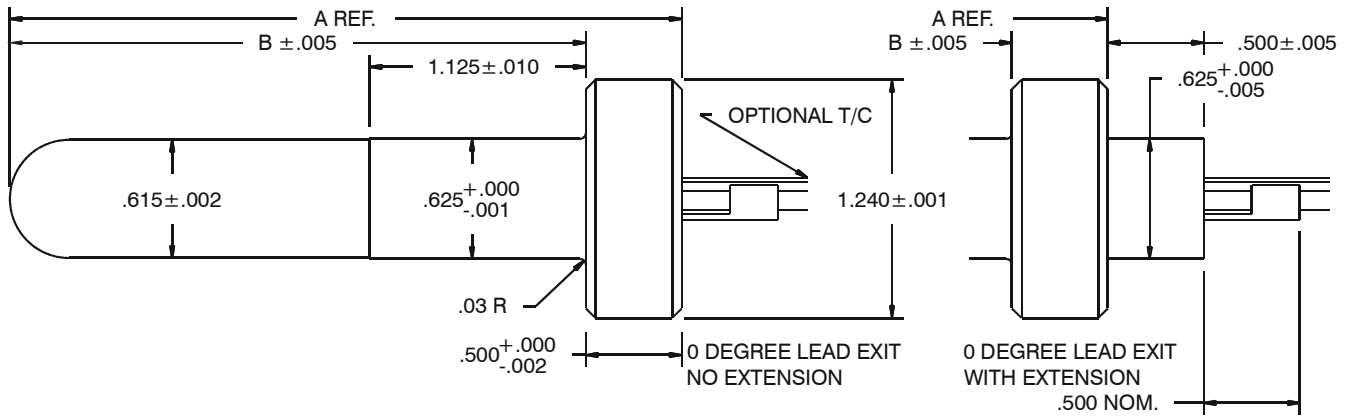
Lead Exit Options	Availability	Option Code
Right Angle 90 Deg. Lead Exit	Stock	90
Straight Out 0 Deg. Lead Exit	Stock	00

0 DEG. LEAD EXIT SHOWN IN TORPEDO DIMENSIONAL DRAWING.

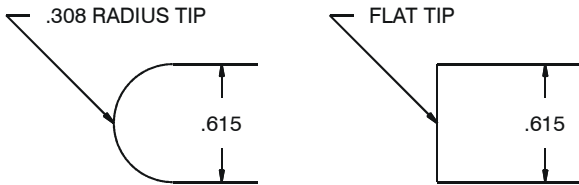
Product Number	A Dim.	B Dim.	Watts
RR-312-3.00-B00	3.00	2.50	115
RR-312-3.50-B00	3.50	3.00	140
RR-312-4.00-B00	4.00	3.50	160
RR-312-4.50-B00	4.50	4.00	185
RR-312-5.00-B00	5.00	4.50	210
RR-312-5.50-B00	5.50	5.00	235
RR-312-6.00-B00	6.00	5.50	255
RR-312-6.50-B00	6.50	6.00	280
RR-312-7.00-B00	7.00	6.50	305
RR-312-7.50-B00	7.50	7.00	325
RR-312-8.00-B00	8.00	7.50	350
RR-312-8.50-B00	8.50	8.00	375



"SOLUTION" 625 Runner Torpedoes And Options



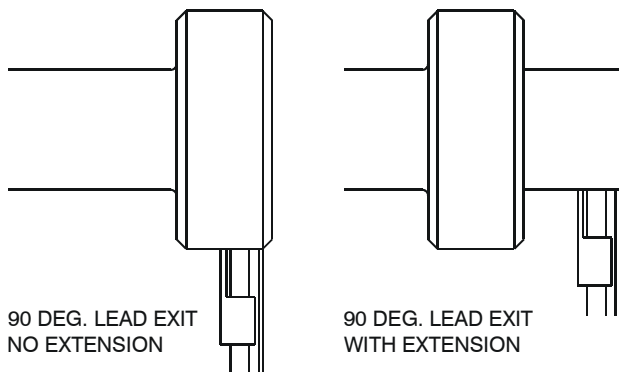
Tip Options	Availability	Option Code
Radius Tip	Stock	R
Flat Blank Tip	Manufacture	F



Head Dia. And Style Options	Availability	Option Code
1.240 Dia. +/- .001 Extension	Stock	A
1.240 Dia. +/- .001 No Extension	Stock	B
.865 Dia. +/- .001 Extension	Stock	C
.865 Dia. +/- .001 No Extension	Stock	D

Lead Exit Options	Availability	Option Code
Right Angle 90 Deg. Lead Exit	Stock	90
Straight Out 0 Deg. Lead Exit	Stock	00

0 DEG. LEAD EXIT SHOWN IN TORPEDO DIMENSIONAL DRAWING.



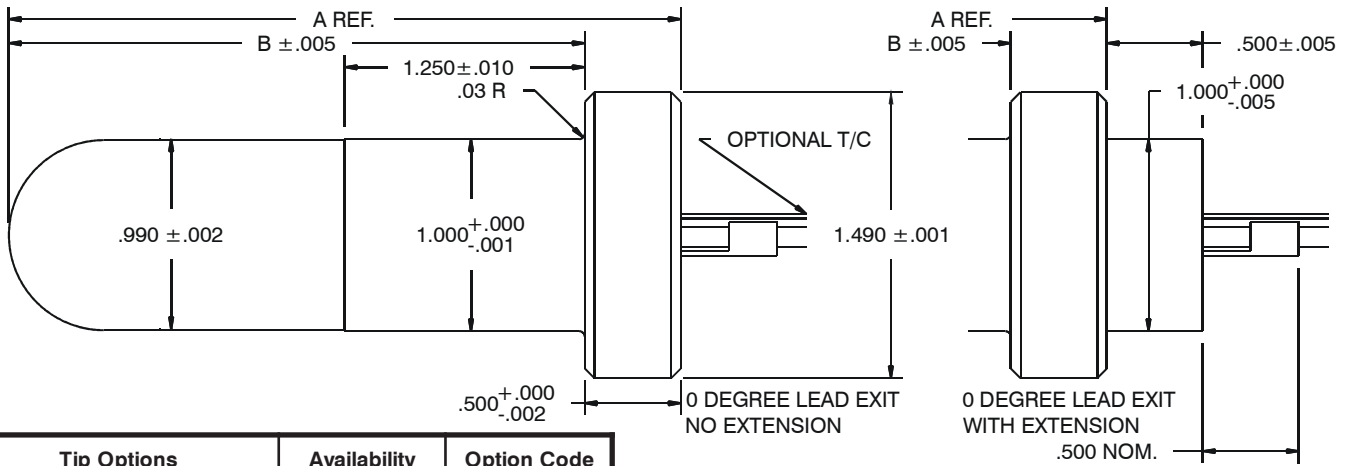
How To Order - Select the desired torpedo from the stock list below. Standard items conform to the drawing above. To order, replace standard option codes in the product number with the option codes of your choice. Order the optional thermocouple as a separate line item on your order. Standard components are designed for 240 volt operation. Special voltage or wattage ratings can be supplied if required.

RR - 625 - 4.00 - D 00

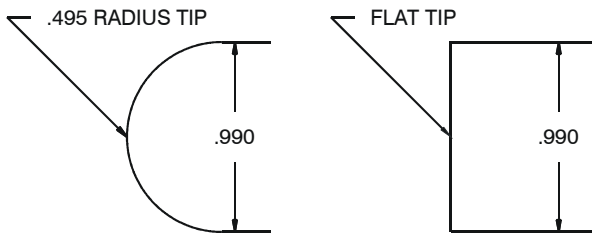
Tip Option Code Lead Option Code
Head Option Code

Product Number	A Dim.	B Dim.	Watts
RR-625-4.00-D00	4.00	3.50	355
RR-625-4.50-D00	4.50	4.00	395
RR-625-5.00-D00	5.00	4.50	430
RR-625-5.50-D00	5.50	5.00	470
RR-625-6.00-D00	6.00	5.50	510
RR-625-6.50-D00	6.50	6.00	550
RR-625-7.00-D00	7.00	6.50	590
RR-625-7.50-D00	7.50	7.00	630
RR-625-8.00-D00	8.00	7.50	670
RR-625-8.50-D00	8.50	8.00	705
RR-625-9.00-D00	9.00	8.50	745
RR-625-9.50-D00	9.50	9.00	785
RR-625-10.00-D00	10.00	9.50	825
RR-625-10.50-D00	10.50	10.00	865
RR-625-11.00-D00	11.00	10.50	905
RR-625-11.50-D00	11.50	11.00	940
RR-625-12.00-D00	12.00	11.50	980
RR-625-12.50-D00	12.50	12.00	1020
RR-625-13.00-D00	13.00	12.50	1060
RR-625-13.50-D00	13.50	13.00	1100
RR-625-14.00-D00	14.00	13.50	1140
RR-625-14.50-D00	14.50	14.00	1180
RR-625-15.00-D00	15.00	14.50	1215
RR-625-15.50-D00	15.50	15.00	1255

"SOLUTION" 1000 Runner Torpedoes And Options



Tip Options	Availability	Option Code
Radius Tip	Stock	R
Flat Blank Tip	Manufacture	F



How To Order - Select the desired torpedo from the stock list below. Standard items conform to the drawing above. To order, replace standard option codes in the product number with the option codes of your choice. Order the optional thermocouple as a separate line item on your order. Standard components are designed for 240 volt operation. Special voltage or wattage ratings can be supplied if required.

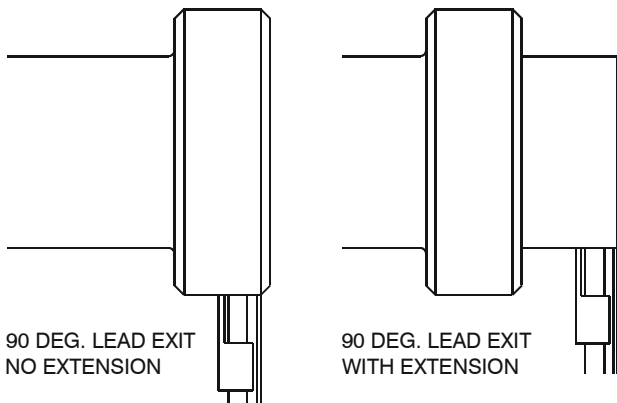
RR - 1000 - 5.00 - B 00

Tip Option Code Lead Option Code Head Option Code

Head Dia. And Style Options	Availability	Option Code
1.490 Dia. +/--.001 Extension	Stock	A
1.490 Dia. +/--.001 No Extension	Stock	B
1.240 Dia. +/--.001 Extension	Stock	C
1.240 Dia. +/--.001 No Extension	Stock	D

Lead Exit Options	Availability	Option Code
Right Angle 90 Deg. Lead Exit	Stock	90
Straight Out 0 Deg. Lead Exit	Stock	00

0 DEG. LEAD EXIT SHOWN IN TORPEDO DIMENSIONAL DRAWING.



Product Number	A Dim.	B Dim.	Watts
RR-1000-5.00-B00	5.00	4.50	690
RR-1000-5.50-B00	5.50	5.00	755
RR-1000-6.00-B00	6.00	5.50	815
RR-1000-6.50-B00	6.50	6.00	880
RR-1000-7.00-B00	7.00	6.50	940
RR-1000-7.50-B00	7.50	7.00	1005
RR1000-8.00-B00	8.00	7.50	1070
RR-1000-8.50-B00	8.50	8.00	1130
RR-1000-9.00-B00	9.00	8.50	1195
RR-1000-9.50-B00	9.50	9.00	1255
RR-1000-10.00-B00	10.00	9.50	1320
RR-1000-10.50-B00	10.50	10.00	1380
RR-1000-11.00-B00	11.00	10.50	1445
RR-1000-11.50-B00	11.50	11.00	1510
RR-1000-12.00-B00	12.00	11.50	1570
RR-1000-12.50-B00	12.50	12.00	1635
RR-1000-13.00-B00	13.00	12.50	1695
RR-1000-13.50-B00	13.50	13.00	1760
RR-1000-14.00-B00	14.00	13.50	1820
RR-1000-14.50-B00	14.50	14.00	1885
RR-1000-15.00-B00	15.00	14.50	1950
RR-1000-15.50-B00	15.50	15.00	2010
RR-1000-16.00-B00	16.00	15.50	2075
RR-1000-16.50-B00	16.50	16.00	2135